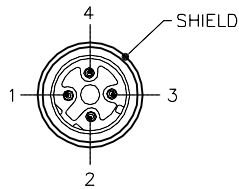
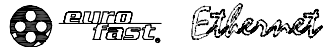


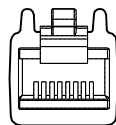
MALE END VIEW



- 1 = WHITE/ORANGE (+TX)
- 2 = WHITE/GREEN (+RX)
- 3 = ORANGE (-TX)
- 4 = GREEN (-RX)



RJ45S END VIEW



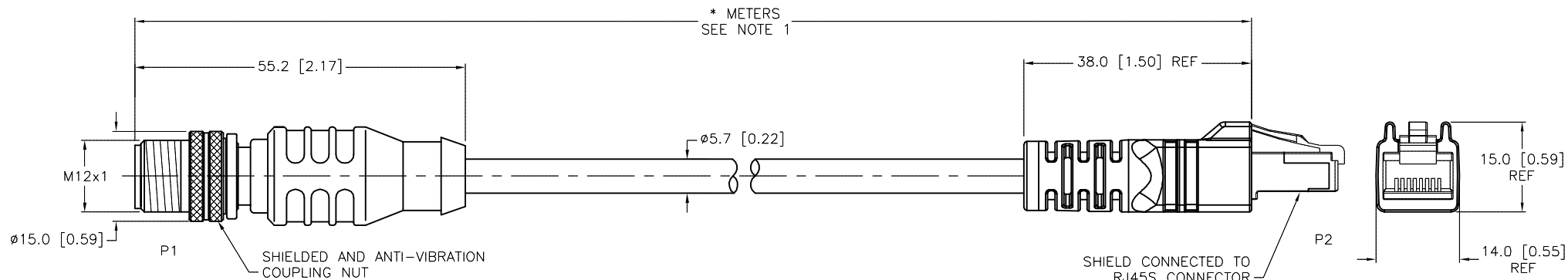
12345678

- 1 = WHITE/ORANGE (+TX)
- 2 = ORANGE (-TX)
- 3 = WHITE/GREEN (+RX)
- 4 = N/C
- 5 = N/C
- 6 = GREEN (-RX)
- 7 = N/C
- 8 = N/C



SPECIFICATIONS

CONTACT CARRIER MATERIAL/COLOR (P2)	POLYCARBONATE/CLEAR
MOLDED HEAD MATERIAL/COLOR (P2)	TPU/BLACK
CONTACT MATERIAL/PLATING (P2)	BRONZE/GOLD
CONTACT CARRIER MATERIAL/COLOR (P1)	TPU/BLACK
MOLDED HEAD MATERIAL/COLOR (P1)	TPU/BLUE-GRAY
CONTACT MATERIAL/PLATING (P1)	BRASS/GOLD
COUPLING NUT MATERIAL/PLATING (P1)	BRASS/NICKEL
RATED CURRENT [A]	1.5 A
RATED VOLTAGE [V]	42 V
OUTER CABLE JACKET MATERIAL/COLOR	TPU/TEAL (HALOGEN FREE)
CONDUCTOR INSULATION MATERIAL	HDPE
NUMBER OF CONDUCTORS [AWG]	4x26 AWG, STRANDED, CAT 5e
SHIELDING	ALUM.-POLYESTER FOIL & T-C BRAIDED
TEMPERATURE RANGE	-20°C to +75°C (-4°F to +167°F)
PROTECTION CLASS	MEETS IEC IP67 (IP20:RJ45)



CABLE LENGTH	TOLERANCE*
ALL LENGTHS	+ 4% (OR 50mm) OF LENGTH - 0% (OR 0mm) OF LENGTH WHICHEVER IS GREATER
STRIP LENGTH	TOLERANCE*
0-7mm	±0.5mm
8-29mm	±1.0mm
30-49mm	±2.0mm
50-69mm	±3.0mm
70-100mm	±4.0mm
OVER 100mm	±5.0mm

* UNLESS OTHERWISE SPECIFIED

SOURCE DRAWING - FOR REFERENCE ONLY

NOTES:

1. "*" INDICATES CABLE LENGTH IN METERS. CONTACT TURCK TO ORDER SPECIFIC LENGTHS.

RELATED DOCUMENTS 1. 2. 3. 4.	3RD ANGLE PROJECTION 	THIS DRAWING IS CONFIDENTIAL AND THE PROPERTY OF TURCK INC. USE OF THIS DOCUMENT WITHOUT WRITTEN PERMISSION IS PROHIBITED.		 3000 CAMPUS DRIVE MINNEAPOLIS, MN 55441 1-800-544-7769 (763) 553-7300 (763) 553-0708 fax www.turck.us
		DRFT	MJM	
MATERIAL	ALL DIMENSIONS DISPLAYED ON THIS DRAWING ARE FOR REFERENCE ONLY	APVD	SCALE 1=1.0	DESCRIPTION RSSD RJ45S 4410-*M
FINISH		UNIT OF MEASUREMENT MILLIMETER [INCH]		IDENTIFICATION NO.
H	UPDATE RATED CURRENT	NF	12/19/16	57621
REV	DESCRIPTION	BY	DATE	ECO NO.
DO NOT SCALE THIS DRAWING		FILE: 777014038		REV H
				SHEET 1 OF 1